

Fig. 4.5a. The lead thickness requirements for primary barriers assuming no preshielding (x_{pre}) in the representative radiographic room as a function of NT/Pd^2 . P is in milligray per week, N is the weekly total number of patients examined in the radiographic room, and d (in meters) is chosen as the distance from the most intense radiation source to the occupied area. If the W_{norm} values given in Table 4.5 do not match the per patient workload for the facility under consideration, then the original value of NT/Pd^2 can be multiplied by W_{site}/W_{norm} , and the modified value can be used to obtain the required shielding from Figure 4.5a.

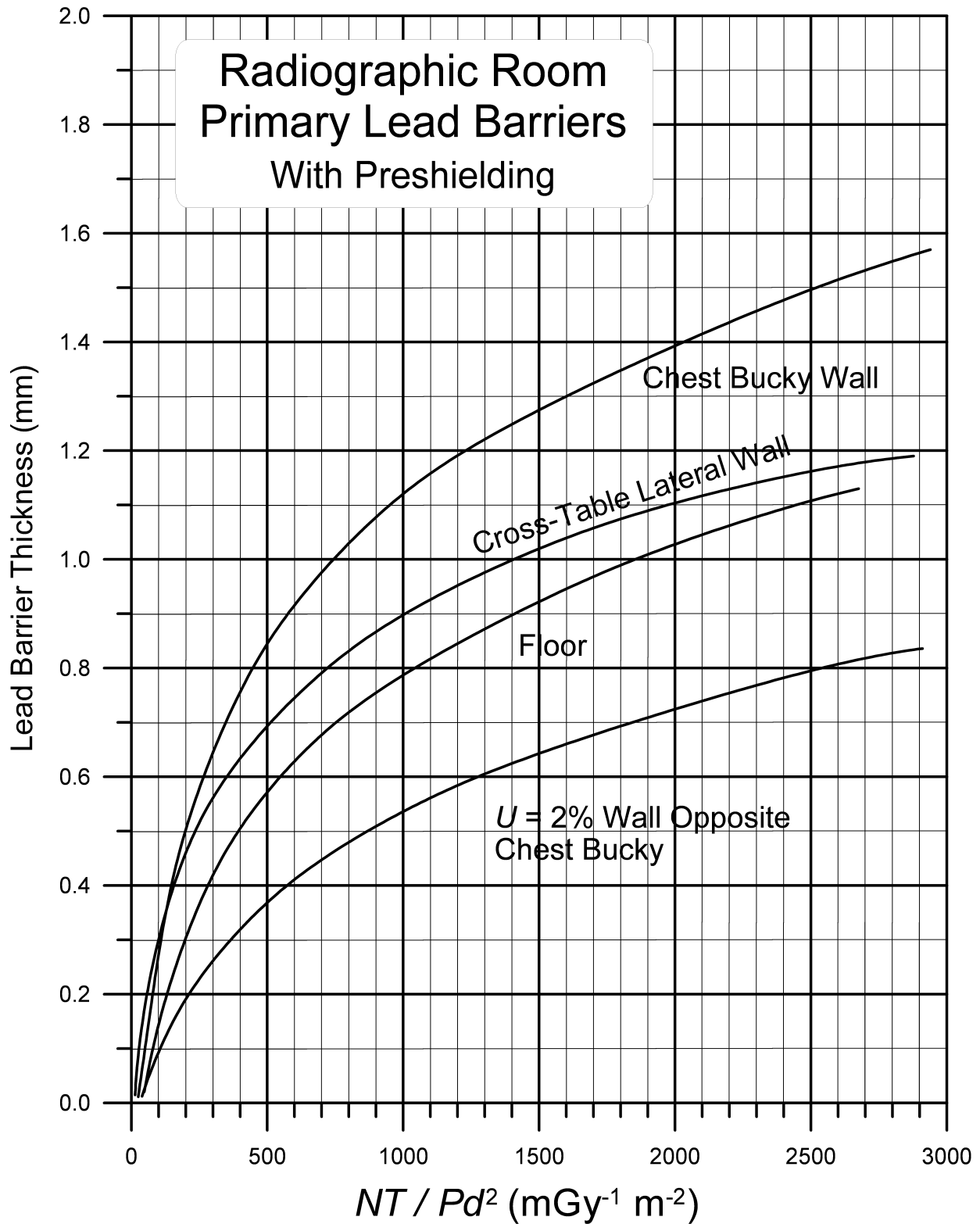


Fig. 4.5b. The lead thickness requirements for primary barriers assuming preshielding (x_{pre}) in the representative radiographic room as a function of NT/Pd^2 (see Section 4.1.6.2 for caveats on x_{pre}). P is in milligray per week, N is the weekly total number of patients examined in the radiographic room, and d (in meters) is chosen as the distance from most intense radiation source to the occupied area. The chest-bucky wall and floor are assumed primary barriers with a cassette, grid, and supporting structures present. The cross-table lateral wall and wall with two percent use factor assume the presence of just a cassette and grid. If the W_{norm} values given in Table 4.5 do not match the per patient workload for the facility under consideration, then the original value of NT/Pd^2 can be multiplied by W_{site}/W_{norm} , and the modified value can be used to obtain the required shielding from Figure 4.5b.

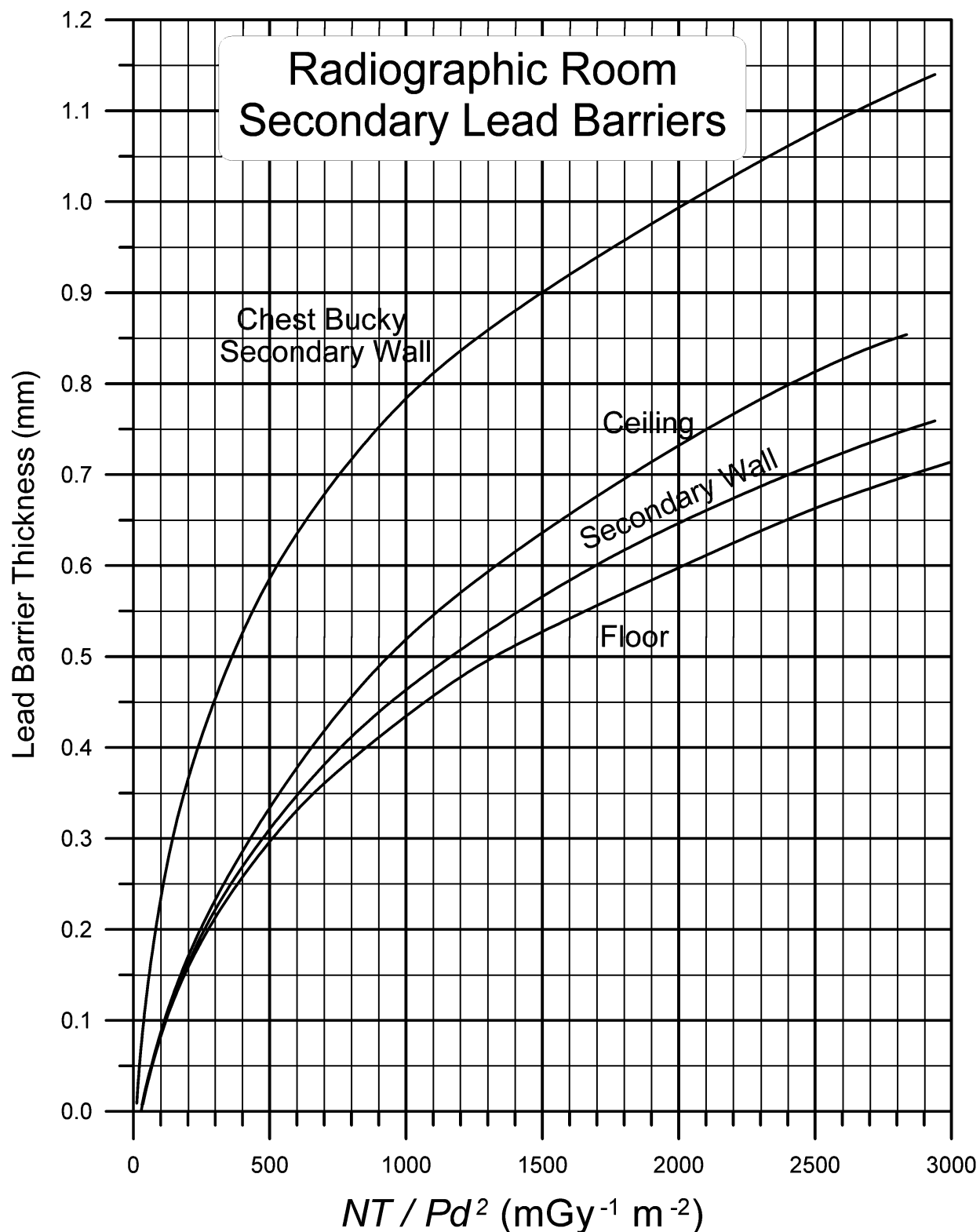


Fig. 4.5c. The lead thickness requirements for secondary barriers in the representative radiographic room as a function of NT/Pd^2 . P is in milligray per week, N is the weekly total number of patients examined in the radiographic room, and d (in meters) is chosen as the distance from the most intense radiation source to the occupied area. If the W_{norm} values given in Table 4.5 do not match the per patient workload for the facility under consideration, then the original value of NT/Pd^2 can be multiplied by $W_{\text{site}}/W_{\text{norm}}$, and the modified value can be used to obtain the required shielding from Figure 4.5c.

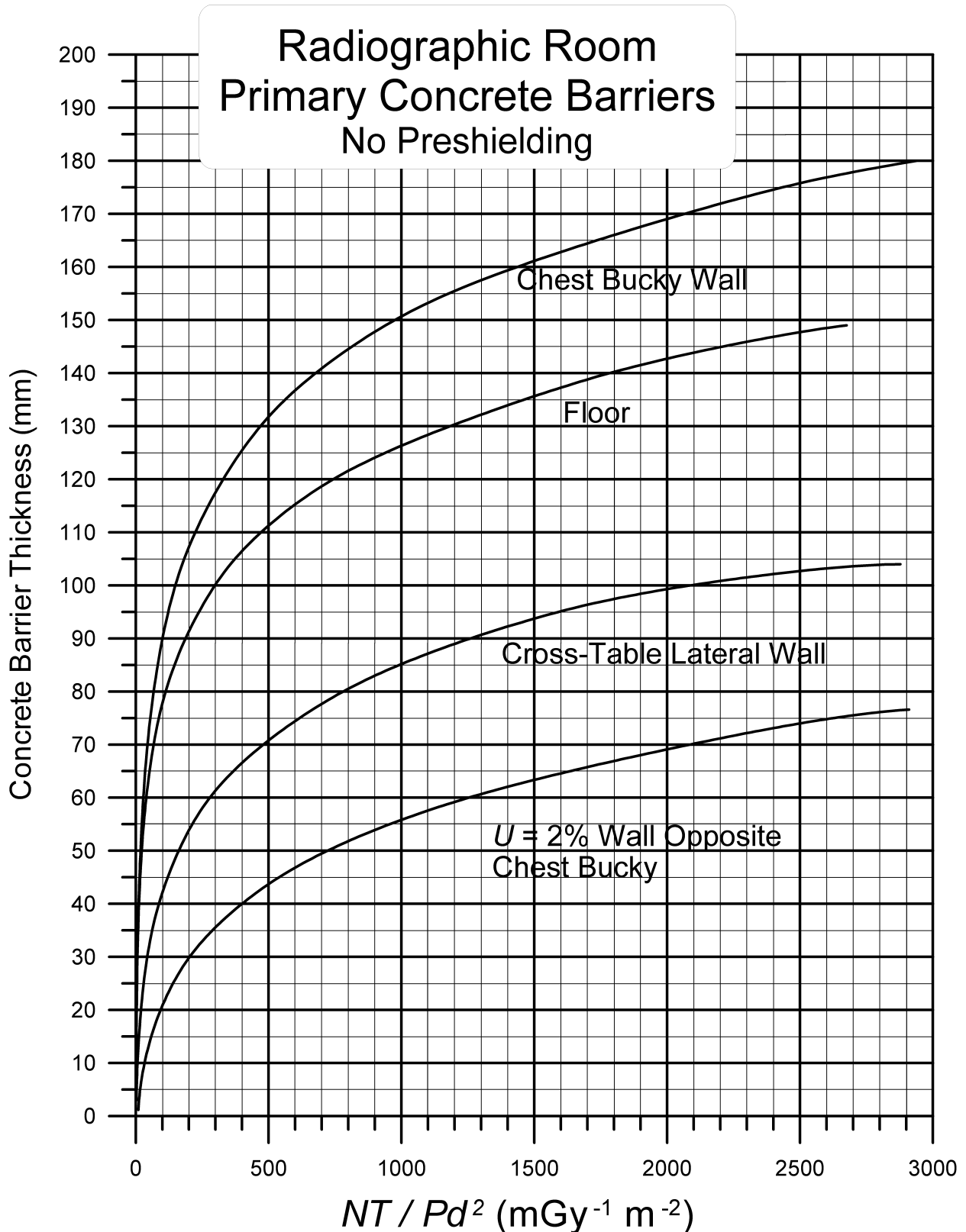


Fig. 4.6a. The concrete (standard-weight) thickness requirements for primary barriers assuming no preshielding (x_{pre}) in the representative radiographic room as a function of NT/Pd^2 . P is in milligray per week, N is the weekly total number of patients examined in the radiographic room, and d (in meters) is chosen as the distance from the most intense radiation source to the occupied area. If the W_{norm} values given in Table 4.5 do not match the per patient workload for the facility under consideration, then the original value of NT/Pd^2 can be multiplied by W_{site}/W_{norm} , and the modified value can be used to obtain the required shielding from Figure 4.6a.

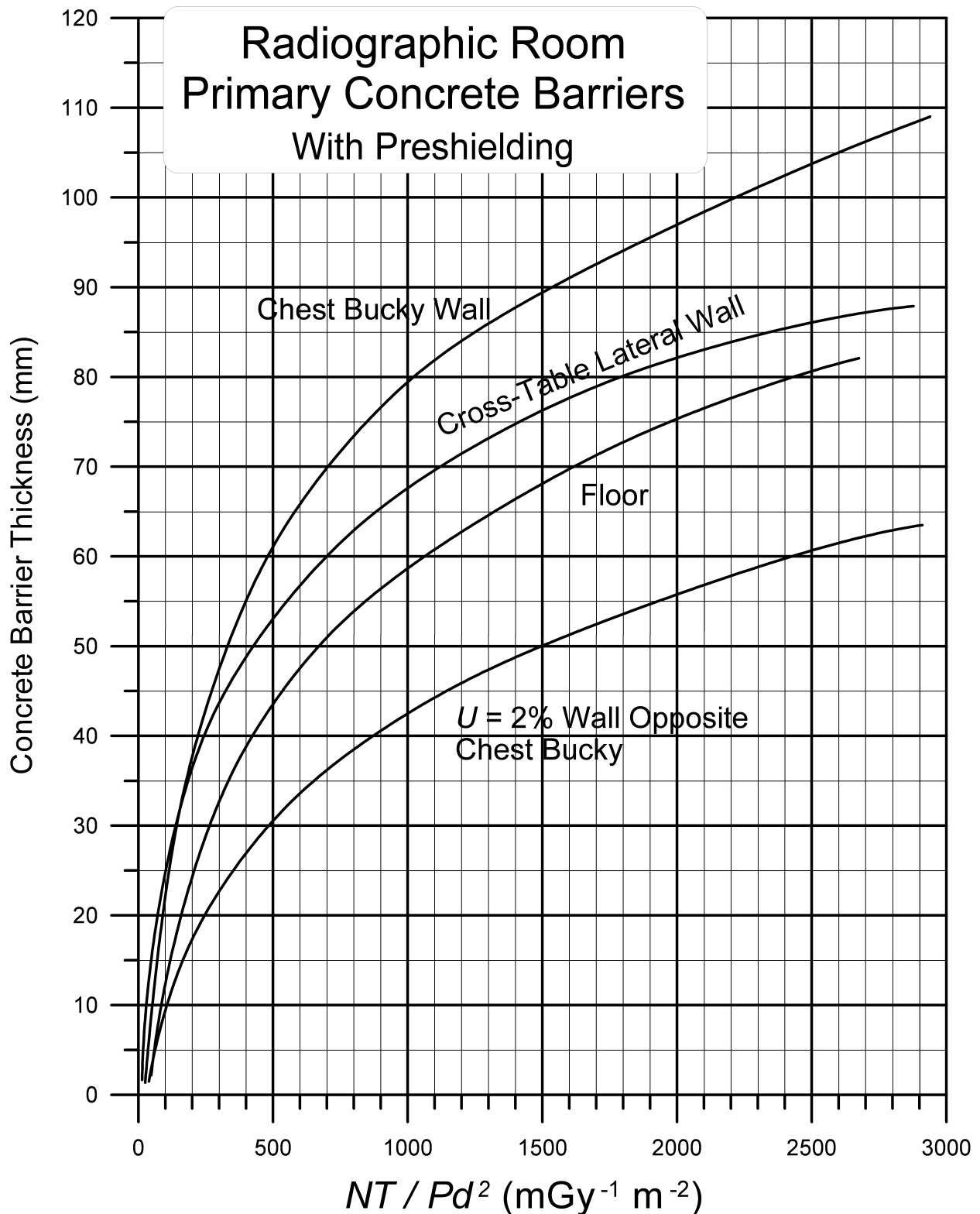


Fig. 4.6b. The concrete (standard-weight) thickness requirements for primary barriers assuming preshielding (x_{pre}) in the representative radiographic room as a function of NT/Pd^2 (see Section 4.1.6.2 for caveats on x_{pre}). P is in milligray per week, N is the weekly total number of patients examined in the radiographic room, and d (in meters) is chosen as the distance from the most intense radiation source to the occupied area. Image-receptor data as in Figure 4.5b. If the W_{norm} values given in Table 4.5 do not match the per patient workload for the facility under consideration, then the original value of NT/Pd^2 can be multiplied by W_{site}/W_{norm} , and the modified value can be used to obtain the required shielding from Figure 4.6b.

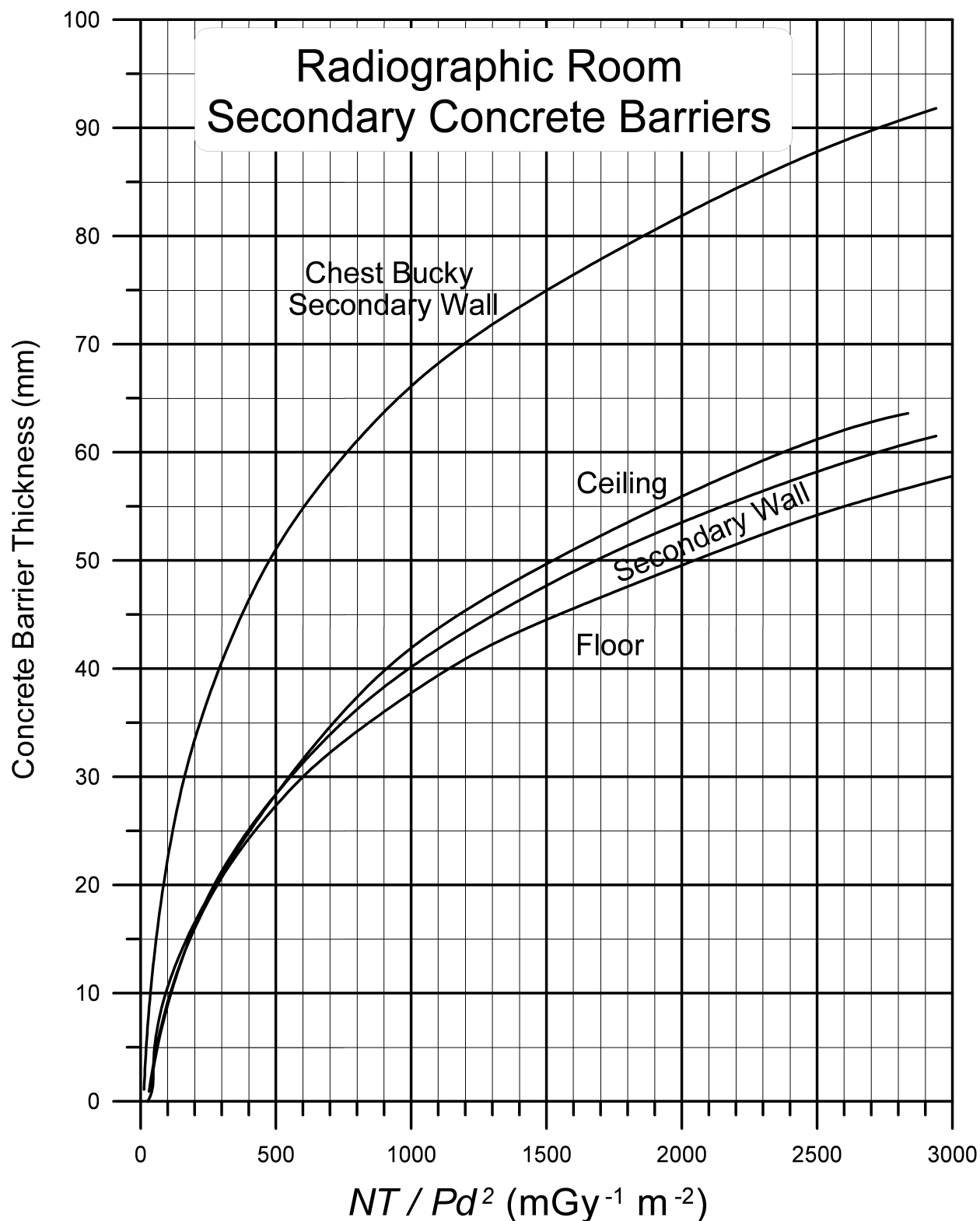


Fig. 4.6c. The concrete (standard-weight) thickness requirements for secondary barriers in the representative radiographic room as a function of NT/Pd^2 . P is in milligray per week, N is the weekly total number of patients examined in the radiographic room, and d (in meters) is chosen as the distance from the most intense radiation source to the occupied area. If the W_{norm} values given in Table 4.5 do not match the per patient workload for the facility under consideration, then the original value of NT/Pd^2 can be multiplied by W_{site}/W_{norm} , and the modified value can be used to obtain the required shielding from Figure 4.6c.

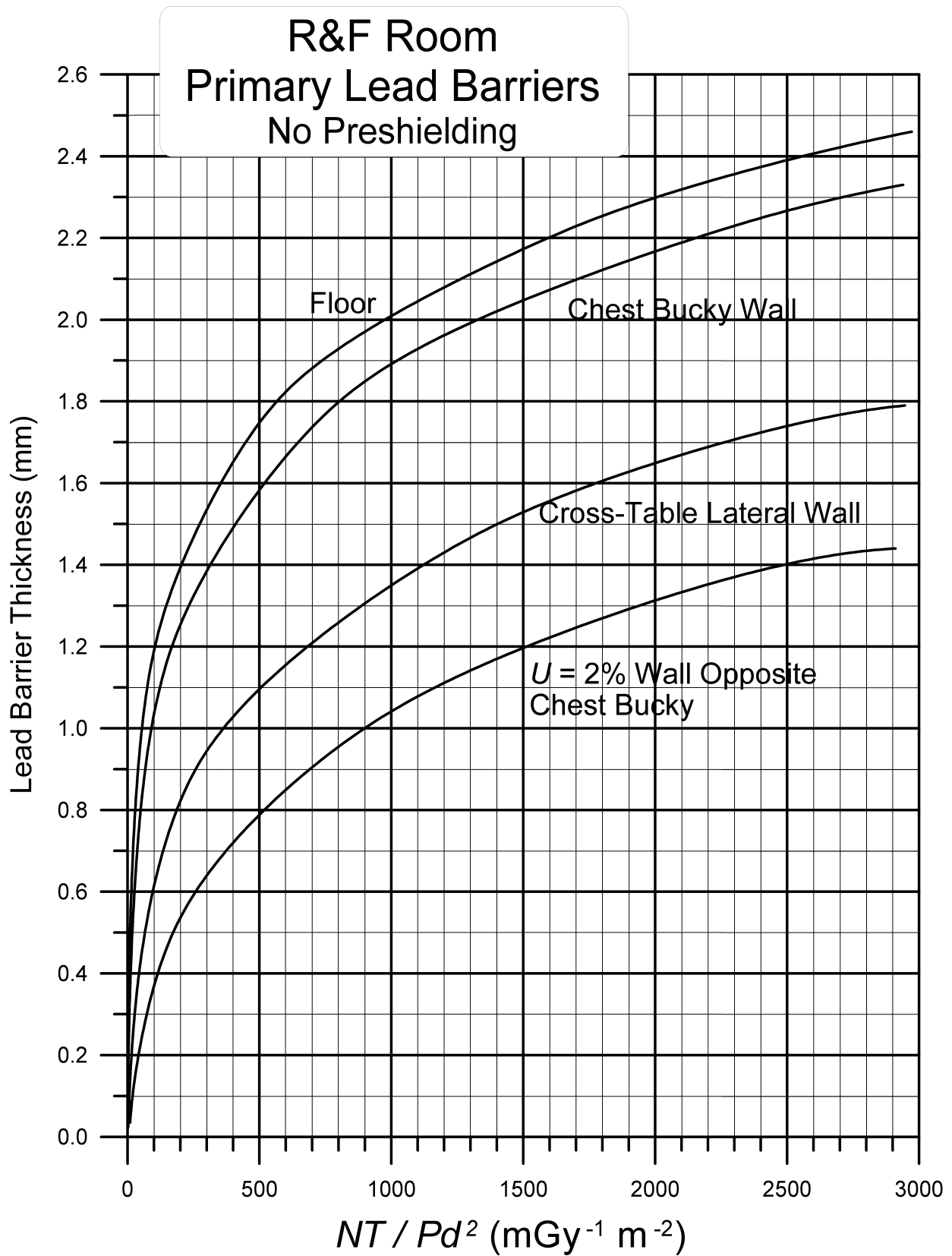


Fig. 4.7a. The lead thickness requirements for primary barriers assuming no preshielding (x_{pre}) in the representative R&F room shown as a function of NT/Pd^2 . P is in milligray per week, N is the weekly total number of patients examined in the R&F room, and d (in meters) is chosen as the distance from the most intense radiation source to the occupied area. If the W_{norm} values given in Table 4.5 do not match the per patient workload for the facility under consideration, then the original value of NT/Pd^2 can be multiplied by W_{site}/W_{norm} , and the modified value can be used to obtain the required shielding from Figure 4.7a.

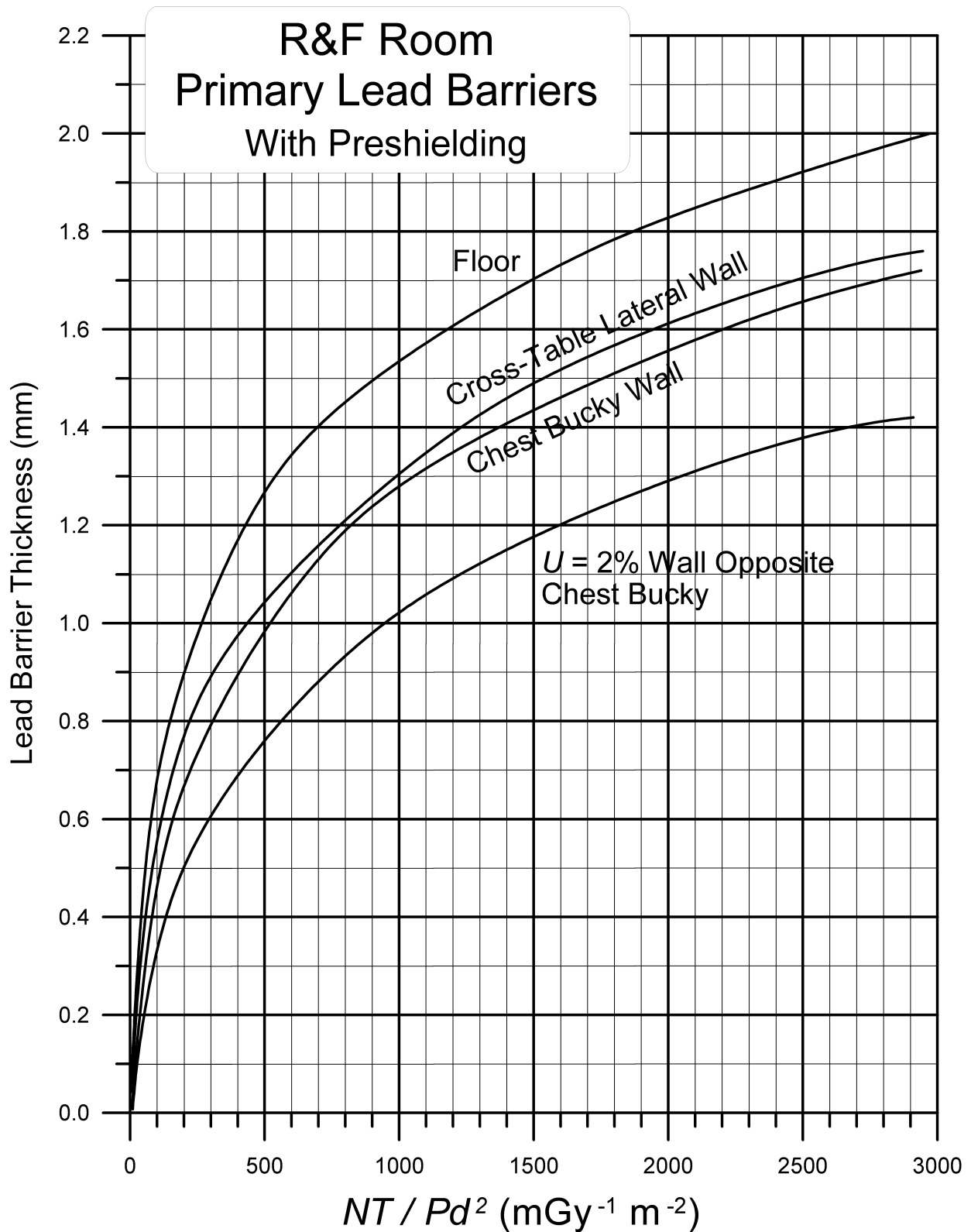


Fig. 4.7b. The lead thickness requirements for primary barriers assuming preshielding (x_{pre}) in the representative R&F room shown as a function of NT/Pd^2 (see Section 4.1.6.2 for caveats on x_{pre}). P is in milligray per week, N is the weekly total number of patients examined in the R&F room, and d (in meters) is chosen as the distance from the most intense radiation source to the occupied area. Image-receptor data as in Figure 4.5b. If the W_{norm} values given in Table 4.5 do not match the per patient workload for the facility under consideration, then the original value of NT/Pd^2 can be multiplied by W_{site}/W_{norm} , and the modified value can be used to obtain the required shielding from Figure 4.7b.

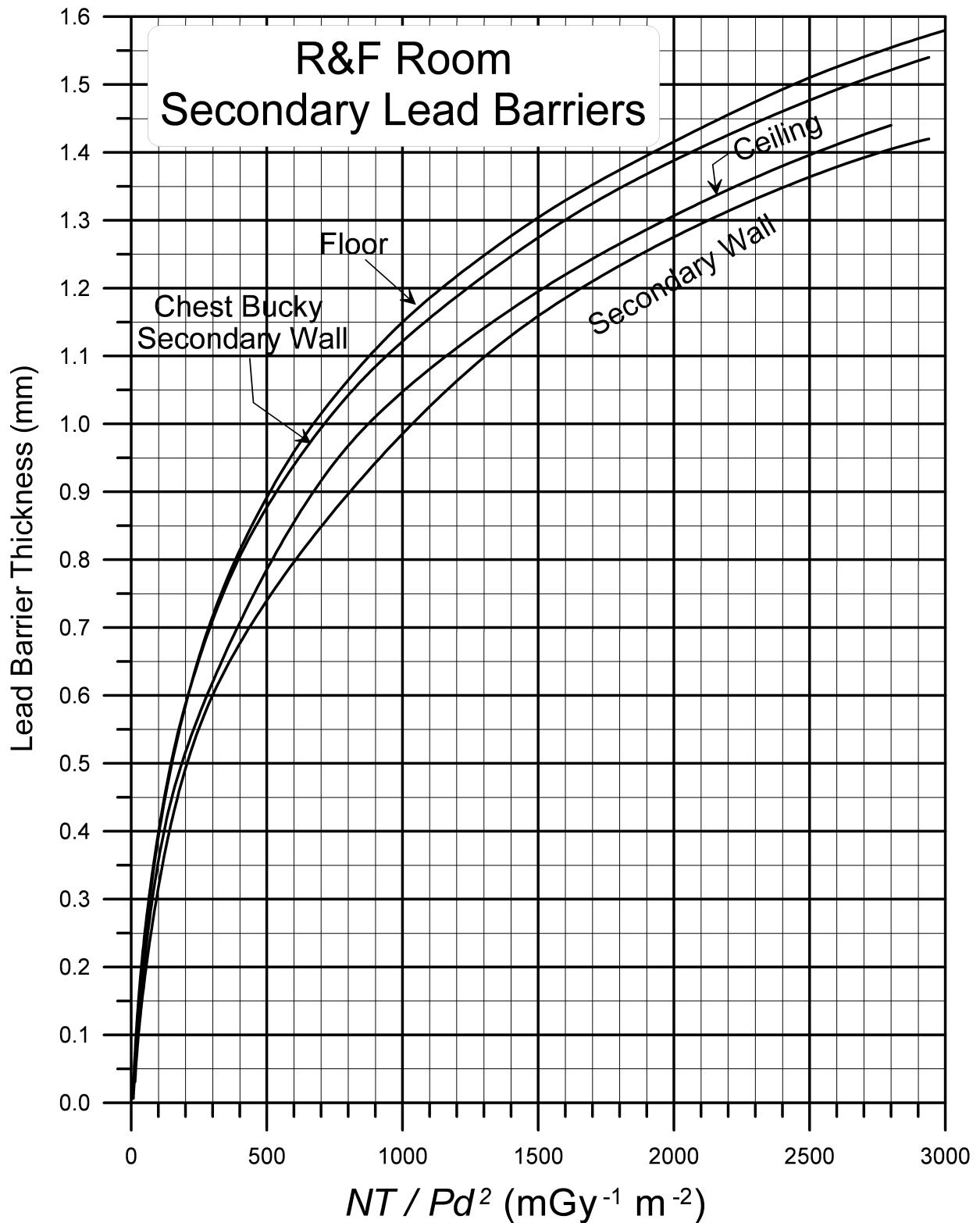


Fig. 4.7c. The lead thickness requirements for secondary barriers in the representative R&F room shown as a function of NT/Pd^2 . P is in milligray per week, N is the weekly total number of patients examined in the R&F room, and d (in meters) is chosen as the distance from the most intense radiation source to the occupied area. If the W_{norm} values given in Table 4.5 do not match the per patient workload for the facility under consideration, then the original value of NT/Pd^2 can be multiplied by W_{site}/W_{norm} , and the modified value can be used to obtain the required shielding from Figure 4.7c.

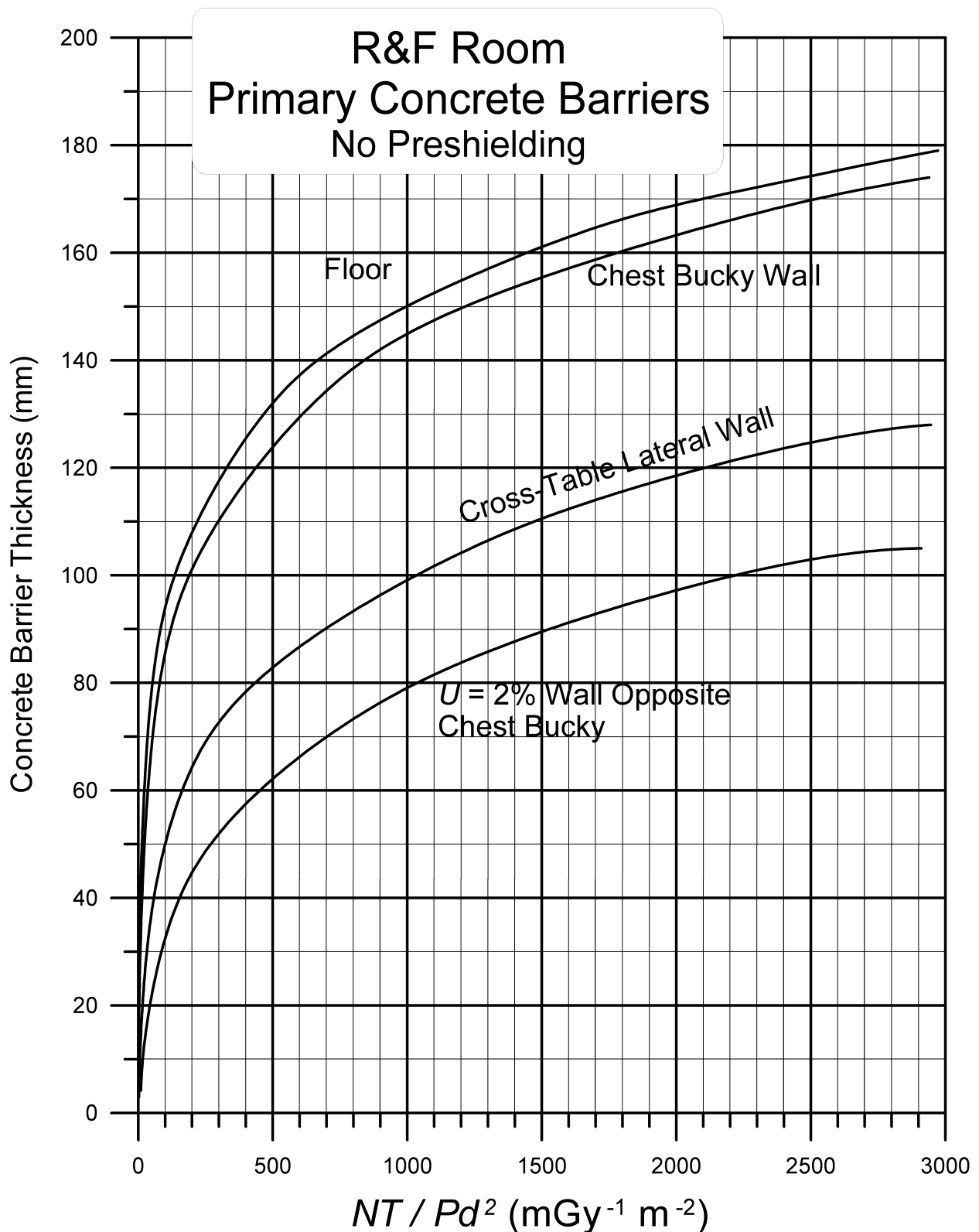


Fig. 4.8a. The concrete (standard-weight) thickness requirements for primary barriers assuming no preshielding (x_{pre}) in the representative R&F room shown as a function of NT/Pd^2 . P is in milligray per week, N is the weekly total number of patients examined in the R&F room, and d (in meters) is chosen as the distance from the most intense radiation source to the occupied area. If the W_{norm} values given in Table 4.5 do not match the per patient workload for the facility under consideration, then the original value of NT/Pd^2 can be multiplied by W_{site}/W_{norm} , and the modified value can be used to obtain the required shielding from Figure 4.8a.

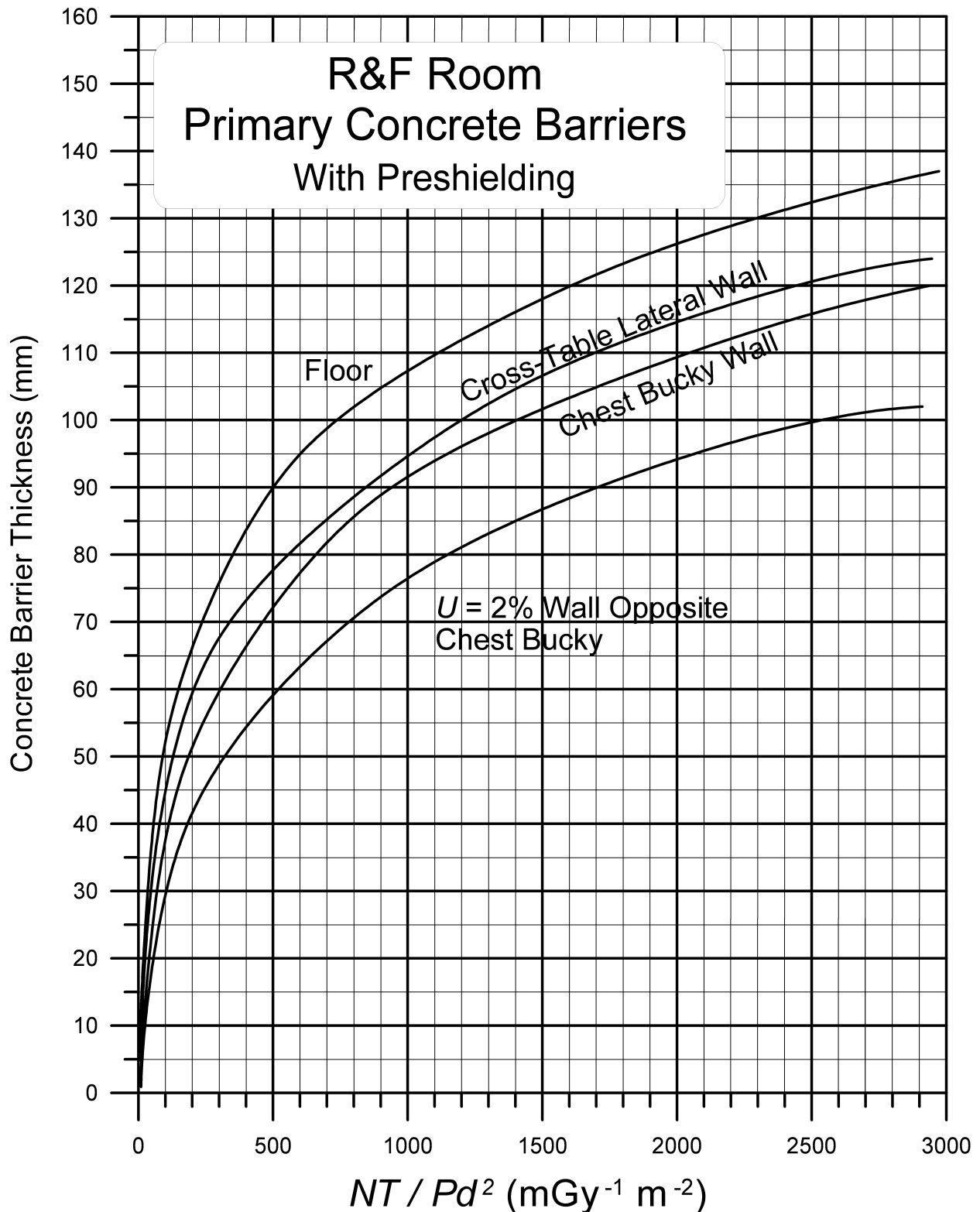


Fig. 4.8b. The concrete (standard-weight) thickness requirements for primary barriers assuming preshielding (x_{pre}) in the representative R&F room shown as a function of NT/Pd^2 (see Section 4.1.6.2 for caveats on x_{pre}). P is in milligray per week, N is the weekly total number of patients examined in the R&F room, and d (in meters) is chosen as the distance from the most intense radiation source to the occupied area. Image-receptor data as in Figure 4.5b. If the W_{norm} values given in Table 4.5 do not match the per patient workload for the facility under consideration, then the original value of NT/Pd^2 can be multiplied by W_{site}/W_{norm} , and the modified value can be used to obtain the required shielding from Figure 4.8b.

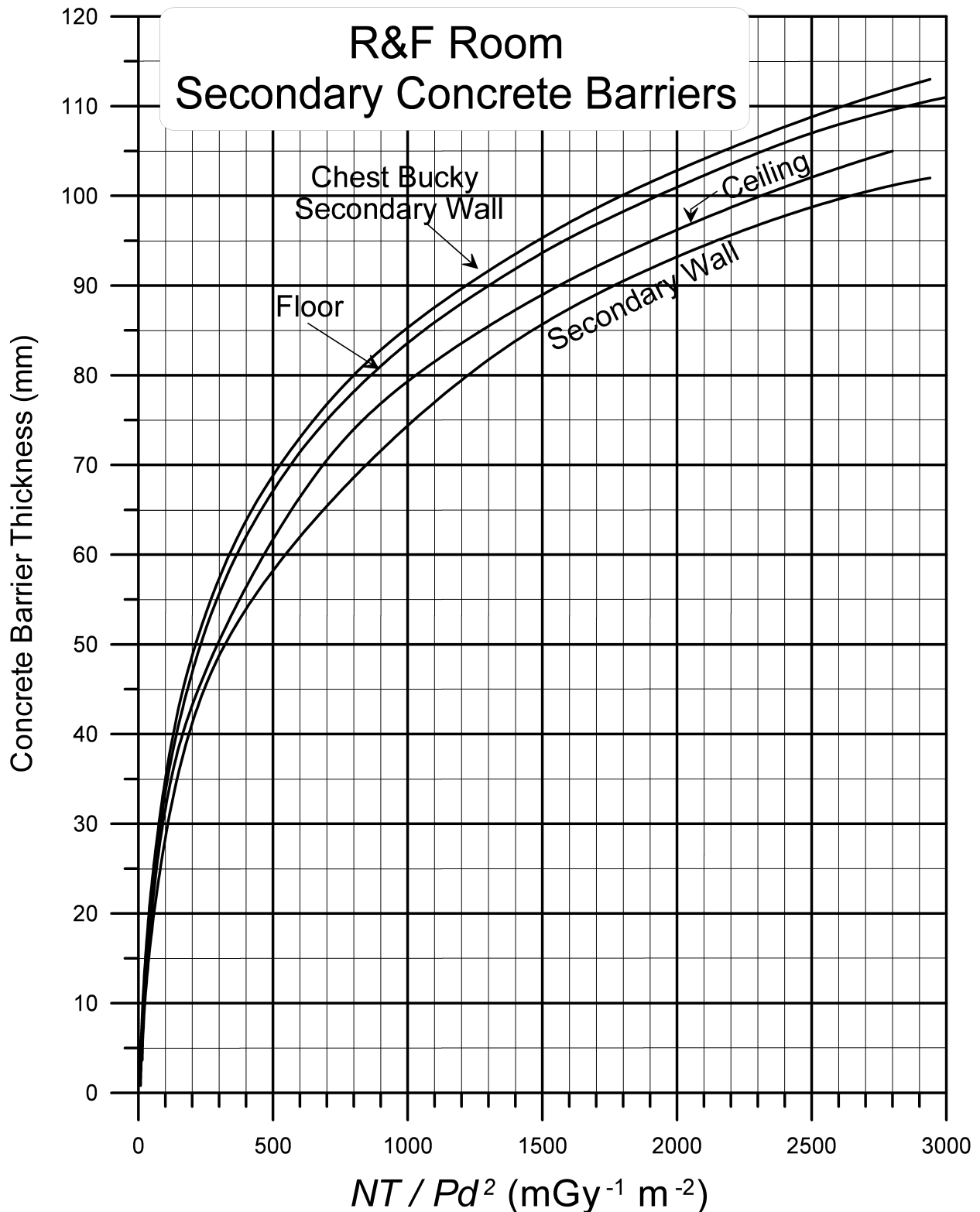


Fig. 4.8c. The concrete (standard-weight) thickness requirements for secondary barriers in the representative R&F room shown as a function of NT/Pd^2 . P is in milligray per week, N is the weekly total number of patients examined in the R&F room, and d (in meters) is chosen as the distance from the most intense radiation source to the occupied area. If the W_{norm} values given in Table 4.5 do not match the per patient workload for the facility under consideration, then the original value of NT/Pd^2 can be multiplied by $W_{\text{site}}/W_{\text{norm}}$, and the modified value can be used to obtain the required shielding from Figure 4.8c.